PROPRIETARY NOTICE

NOTICE IS HEREBY GIVEN THAT THIS DOCUMENT EMBODIES A CONFIDENTIAL PROPRIETARY DESIGN OR IS PART OF A CONFIDENTIAL PROPRIETARY DESIGN ORIGINATED BY OURSELVES OR ONE OF OUR CUSTOMERS, AND ALL DESIGN, MANUFACTURING, PREPRODUCTION USE AND SALE RIGHTS REGARDING THE SAME ARE EXPRESSLY RESERVED. IT IS SUBMITTED UNDER A CONFIDENTIAL RELATIONSHIP FOR A SPECIFIC PURPOSE, AND THE RECIPIENT BY ACCEPTING THIS DRAWING AGREES NOT TO SUPPLY OR DISCLOSE ANY INFORMATION REGARDING IT TO ANY UNAUTHORIZED PERSON, OR TO INCORPORATE IN OTHER PROJECTS, ANY SPECIAL FEATURES PECULIAR TO THIS DESIGN.

REVISION HISTORY

REV	LOC	DESCRIPTION	DATE	APP'VD

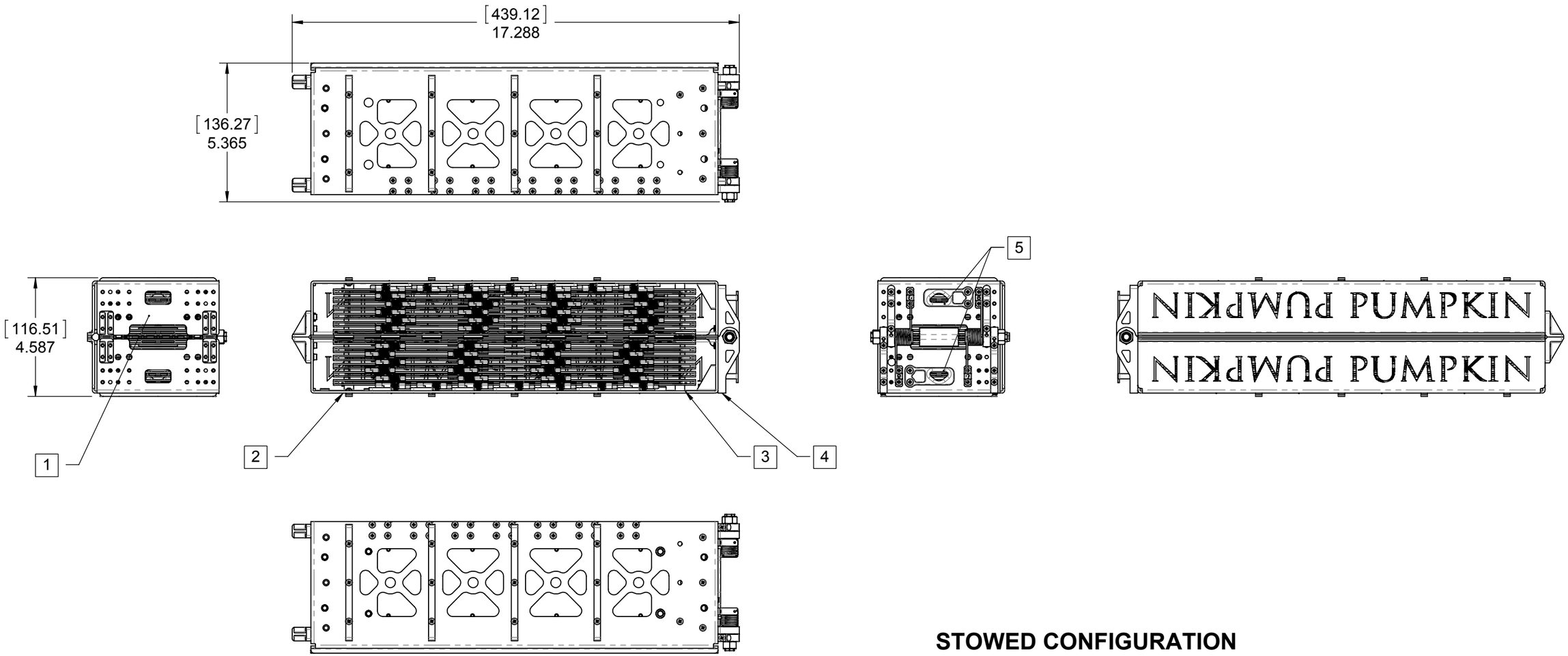

STOWED CONFIGURATION

NOTES:

1. RELEASE MECHANISM NOT INCLUDED. MOUNTING HOLE PATTERN FOR M4x0.7 FASTENERS AVAILABLE FOR USE ON THIS FACE OF TOP CLAMSHELL. SEE SHEET 3 FOR MOUNTING PATTERN..
2. ARRAY PROVIDES M5x0.8 MOUNTING HOLES ON THIS SIDE. SEE SHEET 3 FOR MOUNTING PATTERN.
3. ARRAY PROVIDES M6x1.0 MOUNTING HOLES ON THIS SIDE. SEE SHEET 3 FOR MOUNTING PATTERN.
4. ARRAY PROVIDES M3x0.5 MOUNTING HOLES FOR MAIN HINGE SUPPORT. SEE SHEET 3 FOR MOUNTING PATTERN.
5. CABLING LEAVES EACH CLAMSHELL HALF THROUGH DESIGNATED CUTOUTS

WEIGHT: 4.8kg

PUMPKIN™ INCORPORATED

744 Naples - San Francisco - CA 94112
(415) 584-6360 ph - (415) 585-7948 fax
info@pumpkininc.com

UNLESS OTHERWISE SPECIFIED DIMENSIONS ARE IN INCHES
TOLERANCES ARE:
FRACTIONS DECIMALS ANGLES
.X = ± .030
.XX = ± .010 ± 0° 30"
.XXX = ± .005

CAD GENERATED DRAWING, DO NOT MANUALLY UPDATE

APPROVALS		DATE
DRAWN	JMM	04/12/19
CHECKED		
QUAL ENG		

DO NOT SCALE DRAWING

TITLE **DCSA 12 Panel Mechanical ICD**

SIZE B | DWG. 710-02092 | REV A0

SCALE 1 : 4 | SHEET 1 OF 3

PROPRIETARY NOTICE

NOTICE IS HEREBY GIVEN THAT THIS DOCUMENT EMBODIES A CONFIDENTIAL PROPRIETARY DESIGN OR IS PART OF A CONFIDENTIAL PROPRIETARY DESIGN ORIGINATED BY OURSELVES OR ONE OF OUR CUSTOMERS, AND ALL DESIGN, MANUFACTURING, PREPRODUCTION USE AND SALE RIGHTS REGARDING THE SAME ARE EXPRESSLY RESERVED. IT IS SUBMITTED UNDER A CONFIDENTIAL RELATIONSHIP FOR A SPECIFIC PURPOSE, AND THE RECIPIENT BY ACCEPTING THIS DRAWING AGREES NOT TO SUPPLY OR DISCLOSE ANY INFORMATION REGARDING IT TO ANY UNAUTHORIZED PERSON, OR TO INCORPORATE IN OTHER PROJECTS, ANY SPECIAL FEATURES PECULIAR TO THIS DESIGN.

REVISION HISTORY

REV	LOC	DESCRIPTION	DATE	APP'VD

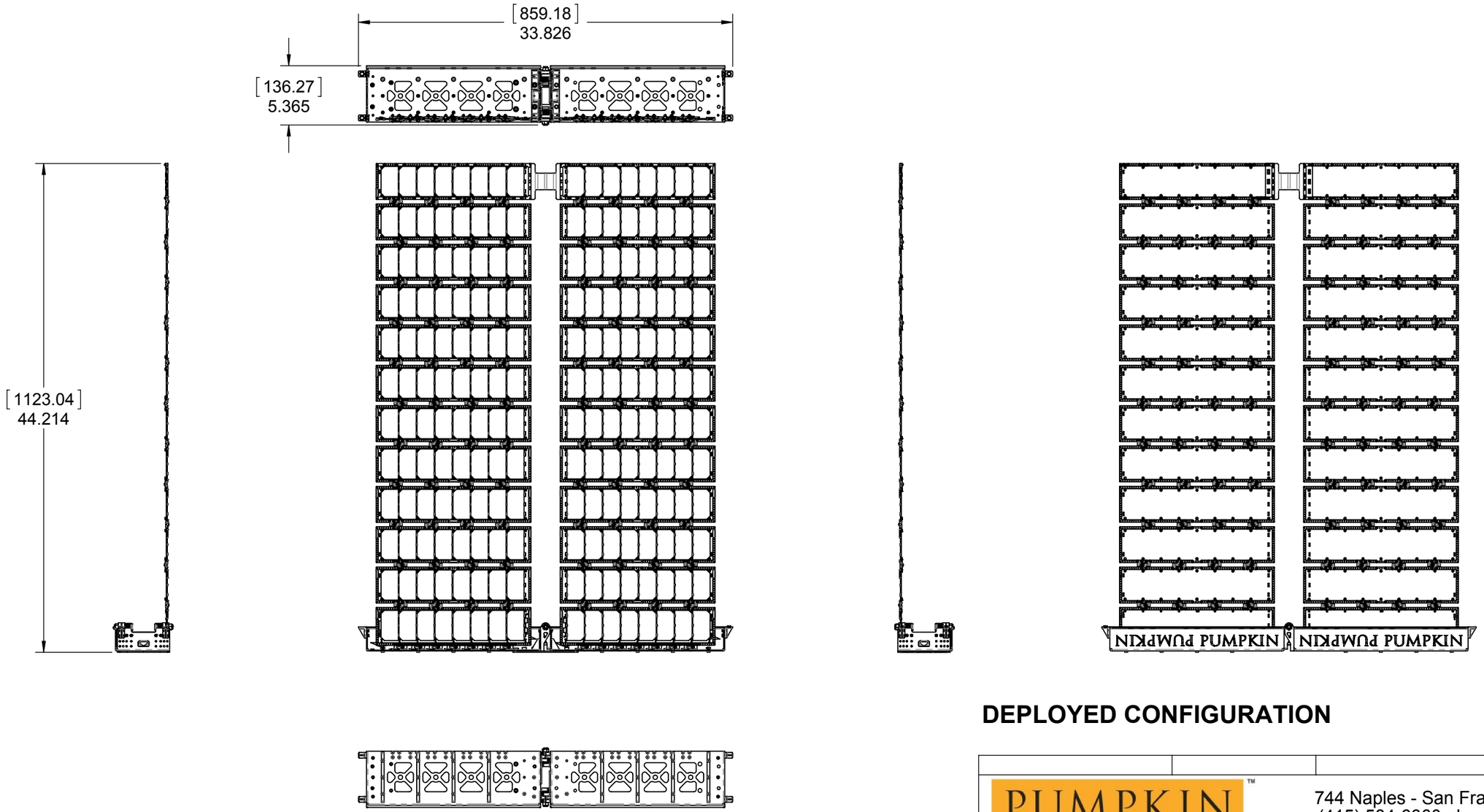

DEPLOYED CONFIGURATION

WEIGHT: 4.8kg

PUMPKIN™ INCORPORATED

744 Naples - San Francisco - CA 94112
(415) 584-6360 ph - (415) 585-7948 fax
info@pumpkininc.com

UNLESS OTHERWISE SPECIFIED DIMENSIONS ARE IN INCHES TOLERANCES ARE:

FRACTIONS	DECIMALS	ANGLES
	.X = ± .030	± 0° 30"
	.XX = ± .010	
	.XXX = ± .005	

APPROVALS		DATE
DRAWN	*JMM*	04/12/19
CHECKED		
QUAL ENG		

CAD GENERATED DRAWING, DO NOT MANUALLY UPDATE

DO NOT SCALE DRAWING

TITLE **DCSA 12 Panel Mechanical ICD**

SIZE B | DWG. *710-02092* | REV A0

SCALE 1 : 10 | SHEET 2 OF 3

PROPRIETARY NOTICE

NOTICE IS HEREBY GIVEN THAT THIS DOCUMENT EMBODIES A CONFIDENTIAL PROPRIETARY DESIGN OR IS PART OF A CONFIDENTIAL PROPRIETARY DESIGN ORIGINATED BY OURSELVES OR ONE OF OUR CUSTOMERS, AND ALL DESIGN, MANUFACTURING, PREPRODUCTION USE AND SALE RIGHTS REGARDING THE SAME ARE EXPRESSLY RESERVED. IT IS SUBMITTED UNDER A CONFIDENTIAL RELATIONSHIP FOR A SPECIFIC PURPOSE, AND THE RECIPIENT BY ACCEPTING THIS DRAWING AGREES NOT TO SUPPLY OR DISCLOSE ANY INFORMATION REGARDING IT TO ANY UNAUTHORIZED PERSON, OR TO INCORPORATE IN OTHER PROJECTS, ANY SPECIAL FEATURES PECULIAR TO THIS DESIGN.

REVISION HISTORY

REV	LOC	DESCRIPTION	DATE	APP'VD

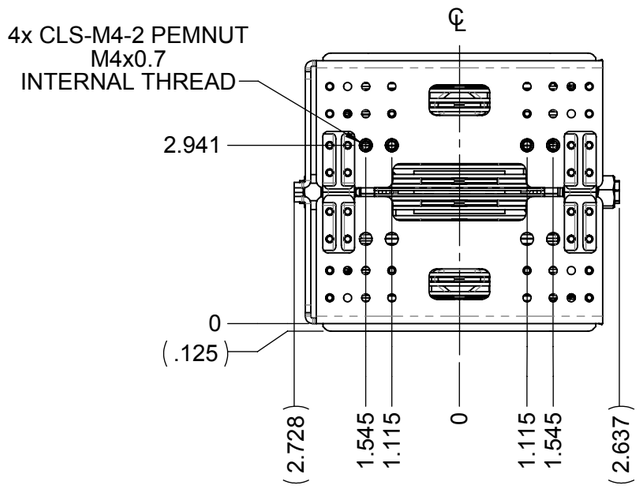

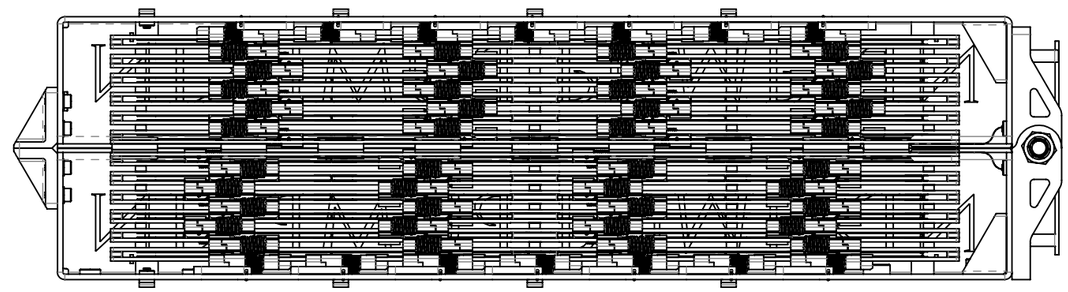

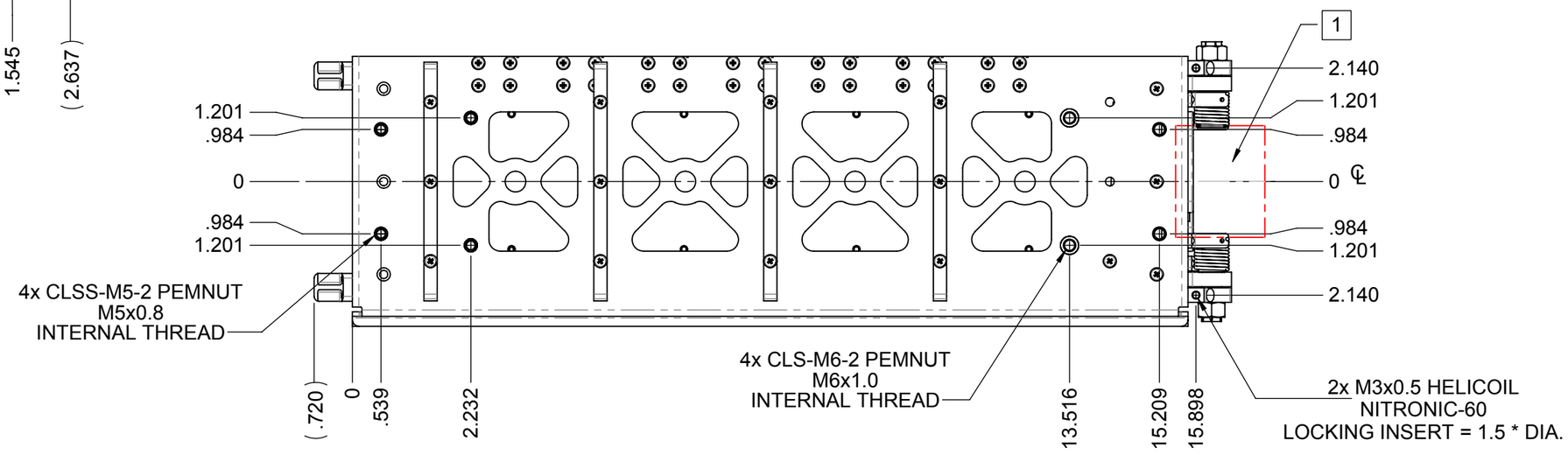

DCSA MOUNTING HOLE PATTERN

NOTES:

1. CUTOUT FOR CABLE HARNESSES MUST BE PROVIDED IN MATING SURFACE IN RED DASHED ZONE

WEIGHT: 4.8kg

PUMPKIN INCORPORATED

744 Naples - San Francisco - CA 94112
(415) 584-6360 ph - (415) 585-7948 fax
info@pumpkininc.com

UNLESS OTHERWISE SPECIFIED DIMENSIONS ARE IN INCHES
TOLERANCES ARE:
FRACTIONS DECIMALS ANGLES
.X = ± .030
.XX = ± .010 ± 0° 30"
.XXX = ± .005

CAD GENERATED DRAWING, DO NOT MANUALLY UPDATE

APPROVALS		DATE
DRAWN	JMM	04/12/19
CHECKED		
QUAL ENG		

DO NOT SCALE DRAWING

TITLE **DCSA 12 Panel Mechanical ICD**

SIZE B | DWG. 710-02092 | REV A0

SCALE 2 : 5 | SHEET 3 OF 3